



**WHAT YOU NEED
TO KNOW ABOUT
RECYCLING
REQUIREMENTS
FOR APARTMENTS**

Why recycle?

- State law now requires that apartment communities/multi-family housing with 5 or more units and that generate 4 cubic yards or more of waste per week must recycle.
- Recycling may provide opportunities to save money.
- Recycling helps conserve resources and also helps create a healthy environment for our community and future generations.
- Many apartment residents are requesting recycling. Providing recycling helps promote your community as environmentally friendly and may help fill vacancies.

How to get started

It's easy to recycle.

- Use the information on the other side of this flyer to help your residents learn what they must do and what items can be recycled.
- Make sure residents separate recyclable items from trash inside their home.
- Tell residents they must place recyclable items in outside recycling containers for collection.
- Make sure residents know where outside recycling containers are located.
- **Note:** Any business or individual may donate, sell and/or otherwise arrange for the pickup of recyclable materials.

Where to go for more information

[Option 1: For communities with an exclusive franchise]

Contact [\[insert name of waste hauler\]](#) at
[\[insert phone #\]](#)

Visit [\[insert URL\]](#) for more information from
[\[insert your agency's name\]](#)

For additional general information about recycling and waste reduction, visit the California Department of Resources Recycling and Recovery (CalRecycle) at www.calrecycle.ca.gov.



Information about multi-family recycling is available from the California Apartment Association at www.caanet.org/caarecycling.



**WHAT YOU NEED
TO KNOW ABOUT
RECYCLING
REQUIREMENTS
FOR APARTMENTS**

Why recycle?

- **State law now requires that apartment communities/multi-family housing with 5 or more units and that generate 4 cubic yards or more of waste per week must recycle.**
- Recycling may provide opportunities to save money.
- Recycling helps conserve resources and also helps create a healthy environment for our community and future generations.
- Many apartment residents are requesting recycling. Providing recycling helps promote your community as environmentally friendly and may help fill vacancies.

How to get started

It's easy to recycle.

- Use the information on the other side of this flyer to help your residents learn what they must do and what items can be recycled.
- Make sure residents separate recyclable items from trash inside their home.
- Tell residents they must place recyclable items in outside recycling containers for collection.
- Make sure residents know where outside recycling containers are located.
- **Note:** Any business or individual may donate, sell and/or otherwise arrange for the pickup of recyclable materials.

Where to go for more information

[Option 2: For communities with open competition]

Visit [\[insert URL\]](#) for a list of local recycling and solid waste service providers.

Visit [\[insert URL\]](#) for more information from [\[insert your agency's name\]](#).

For additional general information about recycling and waste reduction, visit the California Department of Resources Recycling and Recovery (CalRecycle) at www.calrecycle.ca.gov.




Information about multi-family recycling is available from the California Apartment Association at www.caanet.org/caarecycling.

WHAT YOU NEED TO KNOW ABOUT




RECYCLING REQUIREMENTS FOR APARTMENTS

Apartment owners are required to offer recycling, and residents are required by law to recycle. Recycling helps conserve resources and also helps create a healthy environment for our community and future generations.

Types of material to recycle





- Clean, dry paper — junk mail, newspapers, magazines, phone books, catalogs
- Cardboard boxes
- Plastic and glass bottles and jars
- Metal and aluminum cans
- Metal containers and empty aerosol cans
- Plastic bags and dry cleaners bags



Don't put in recycling bin



- Broken glass
- Contaminated or wet paper
- Plastic hangers
- Plastic toys
- Garden hoses
- Rubber tires
- Hazardous waste — paint, batteries, antifreeze, pesticides, cleaning products, appliances, cell phones, TVs, computer monitors
- Do not place rubber tires or hazardous waste in recycling bins. For information on proper disposal or recycling of these materials, see [\[insert URL or other information\]](#).



How to recycle



Separate recyclable materials inside your home and place them in the outside recycling collection containers provided at your apartment community.

[\[Apartment manager may insert additional instructions here for tenants.\]](#)

Where to go for more information

- Talk to your apartment manager.
- Visit [\[insert URL\]](#) for more information from [\[insert your agency's name\]](#).